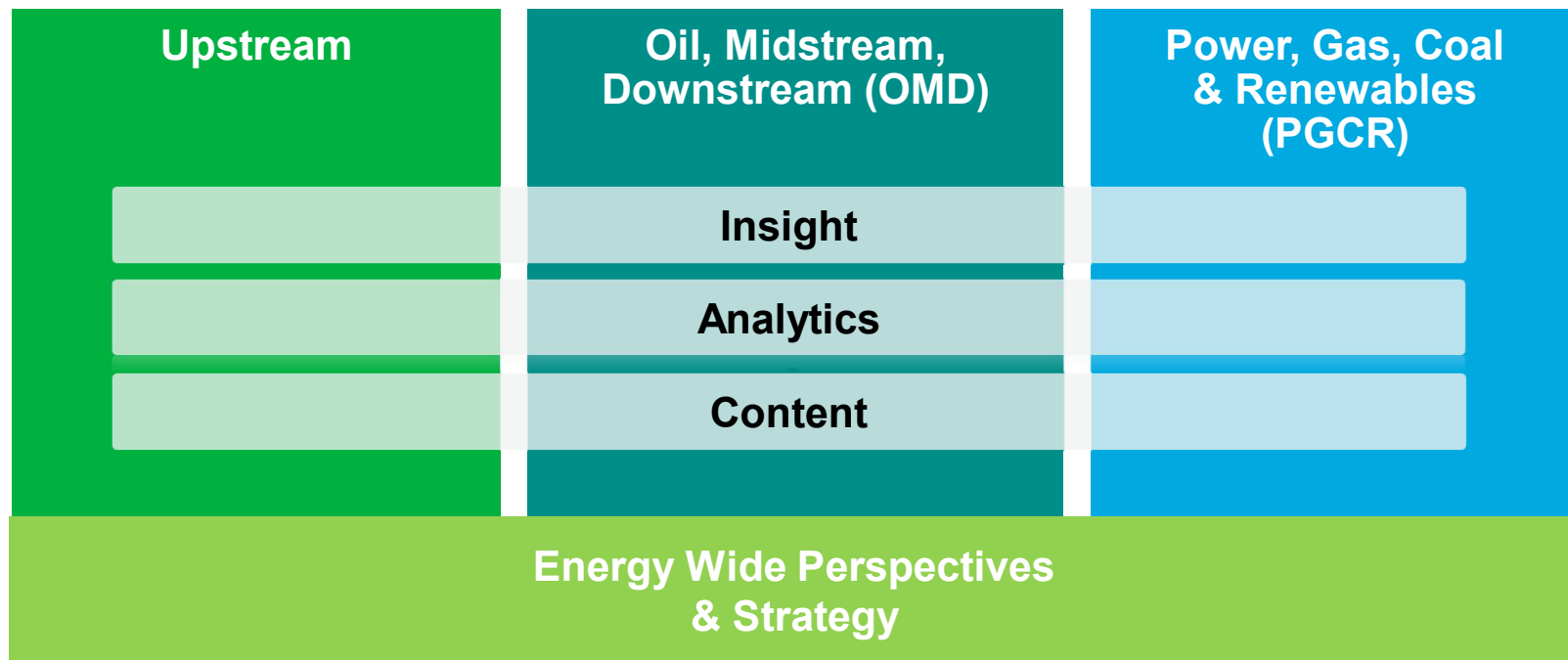




Refining & Marketing

IHS Energy

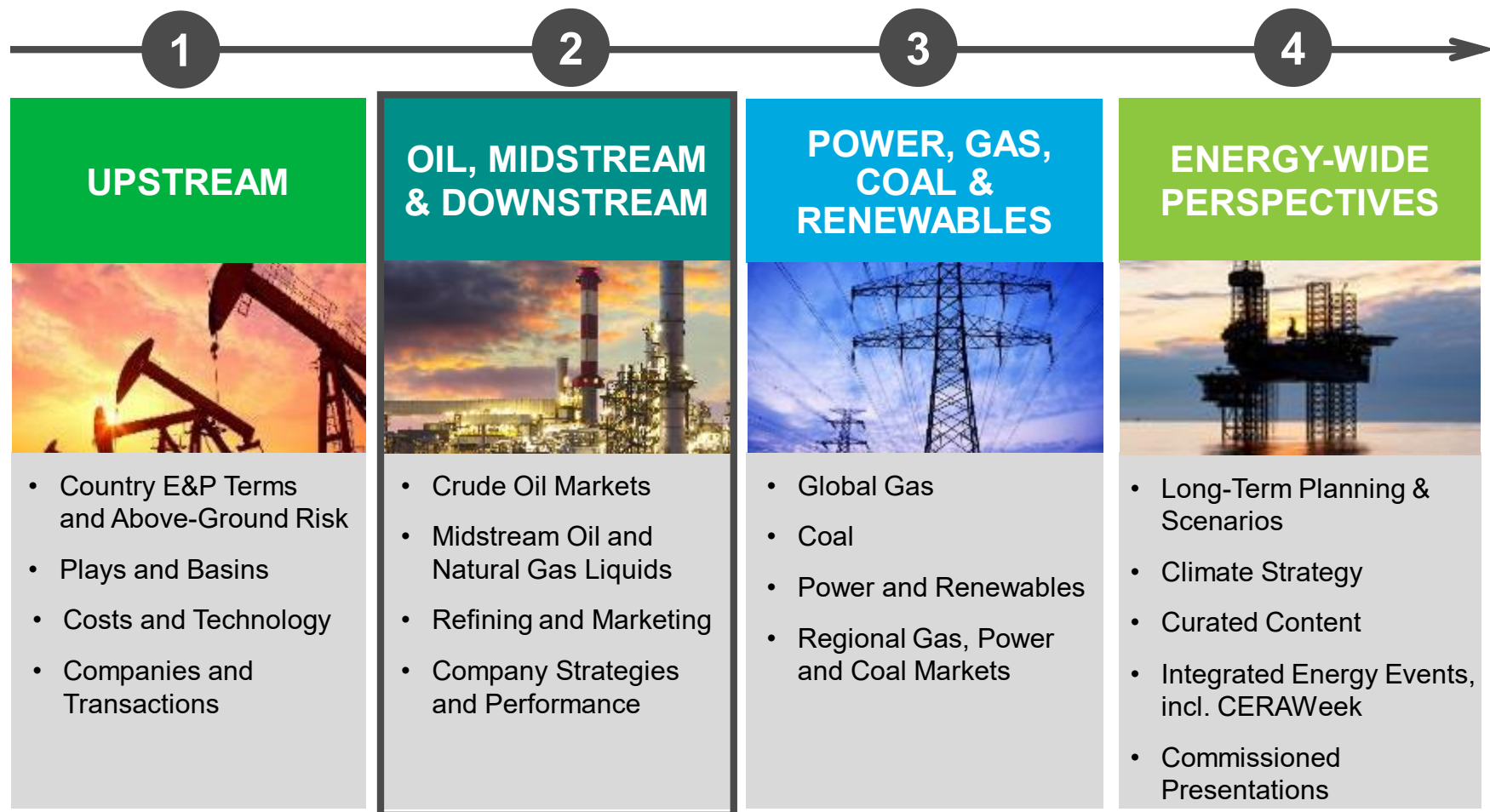
Brings together industry leading insight, analytics and content across workflows and geographies to help you make critical decisions with speed and confidence.



PLUS integrated content and analysis from across IHS Markit, Automotive, Maritime, Aerospace, Technology and Economics & Country Risk offerings.

Harnessing IHS Energy to Support Your Business

Access the power of IHS Energy through four distinct energy segments for your online subscriptions and customer events.



Oil, Midstream & Downstream

Assess supply, demand, trade, prices & margins for crude, NGL, LPG & refined oil products, including lubricants. Quick access to country & regional data & analysis on markets, regulations, infrastructure, refineries, & fuel retail. Benchmark operational & financial performance of leading companies and pinpoint strategies.

Crude Oil Markets



- Prices, supply / demand, infrastructure & economics
- Geopolitics, OPEC strategy/behaviors, government policies & issues that impact short- & long-term oil markets
- Inter-regional trade balance

Midstream & Natural Gas Liquids



- NGL & LPG supply, demand, trade & price/freight forecasts
- Identification of optimal feedstocks for petchem manufacturing
- A deep understanding of supply chain & infrastructure assets & systems

Refining & Marketing

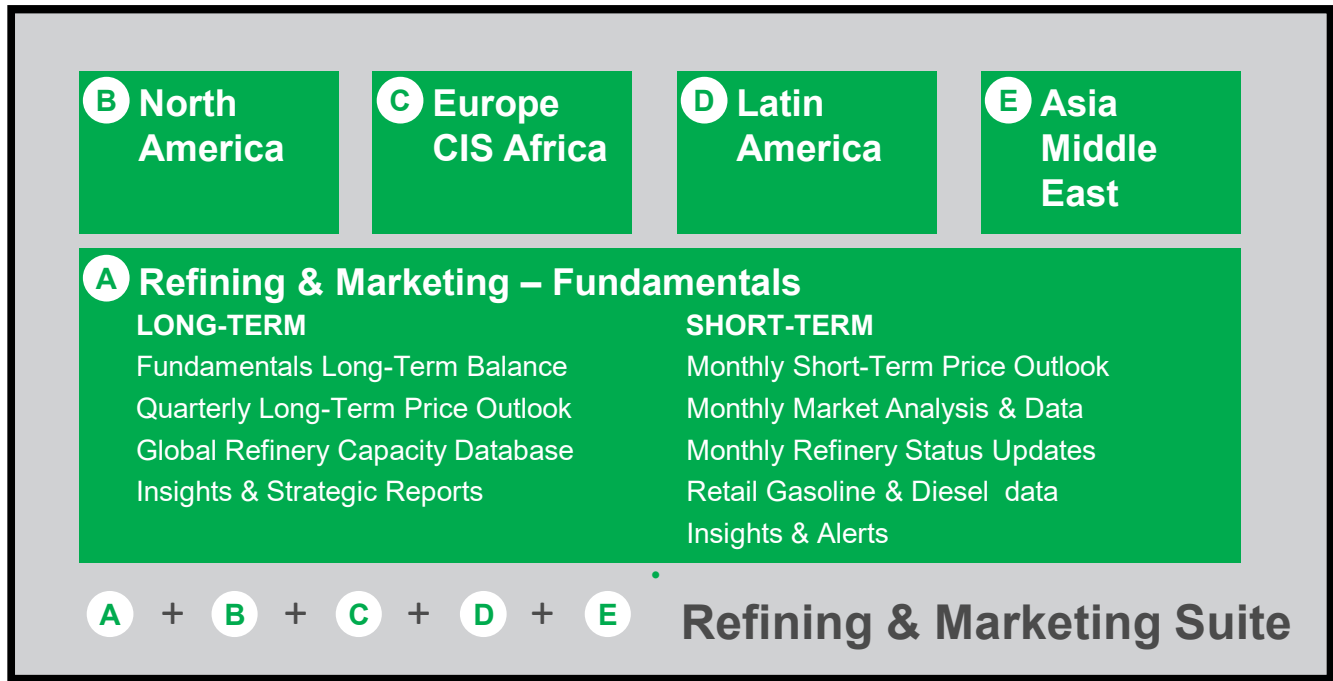


- Country demand projections for fuels
- Refinery capacity, crude & feedstock qualities, throughput & utilization
- Retail motor fuel volumes & distribution, vehicle fleet, economic overview & oil logistics
- Lubricants analysis & data

Company Strategies & Performance



- Benchmarking for the refining & marketing businesses of major downstream operators
- Profiles & analysis to compare strategies, asset portfolios & operating metrics
- Financial performance benchmarking



4 regional Refining & Marketing modules provide detailed downstream country profiles, analysis, short & long-term price, supply/ demand, trade & refining capacity forecast data

Foundational Refining & Marketing coverage (both refining & retail)

Global Lubricants
 Company & country base oil and finished lubricants sector analysis; industry trend updates; global industry data; detailed country, regional and global finished lubricants demand data by product type

Focus on Global Lubricants
 Company & country base oil & finished lubricants data and analysis

Energy Demand Model
 Primary energy fuels & oil products, vehicle fleet forecast by fuel type

Product Supply/ Demand Model
 Refining capacity additions & product supply forecast

Long-Term Lubricants Demand Forecasts
 Demand forecast by sector

3 market/ competitor-oriented global planning models used for long-term forecasting & analysis of industry trends, market analysis and/or asset competitiveness

Understand the Complete Refining & Marketing Value Chain

- **Refineries account for virtually all crude oil demand** – IHS Energy has unequaled data & expertise on refining capacity, throughput & future development
- IHS Refining & Marketing provides detailed data, analysis & **forecasts** on refining & refined product supply, demand, trade & prices at global & regional levels
- Refining & refined product markets are **highly variable at a country level**, impacted by local economic conditions, politics, regulations, taxes, subsidies & many other factors
- IHS Refining & Marketing **downstream country profiles** & data provide the **critical context** at the country level that informs the wider regional & global forecasts within Refining & Marketing
- **Gasoline & diesel** account for over 60% of refined product demand & retail sales of these vital transportation fuels are crucial components of the overall demand picture
- IHS Refining & Marketing now covers **gasoline & diesel fuel retail demand & pricing** in over 40 key countries
- IHS Refining & Marketing is built on a world class IHS foundation:
 - > IHS Crude Oil Markets informed by extensive IHS Energy technical and upstream analysis & data on the **supply side**
 - > IHS Economics & Country Risk, Automotive, Chemical, Maritime on the **demand side**

Refining & Marketing 2016-17 Enhancements

- Created new **Refining & Marketing** service by bringing together the short & long-term refining & refined product market forecasts with detailed downstream value chain & retail fuel data & analysis
- Added detailed country profiles (such as this **India downstream profile**), regional trend reports, insights & data to R&M regional modules (downstream value chain analysis including supply/demand, refining, logistics, retail, retail strategies, regulations, taxes, economic environment)
- Added monthly gasoline & diesel retail **demand** data for 43 countries and **prices & margins** for 57 countries worldwide, & regular insights & trend reports covering retail fuel markets to R&M Fundamentals
- Strengthened **short-term & long-term forecast** analysis & datasets for prices, margins & refining capacities & global/regional supply/demand/trade (**Annual Strategic Workbook**)
- Added **global refined product specification forecasts** to R&M data visualization
- **Global Refineries Tool**:* interactive refining capacity & project forecasts database tool covering all regional refineries down to refining unit detail
- Coverage of key refining & marketing topics such as:
 - > **IMO bunker fuel specification impact on industry**
 - > **Atlantic basin diesel arbitrage analysis**
 - > **Impact of return of Iranian crude on refining markets**
- Added **China Oil Product Market Monthly Outlook** to Refining & Marketing Asia/Middle East
- **Quarterly long-term price & margin forecast webinars**: latest crude & refined product prices & margins outlook, market fundamentals & developing issues

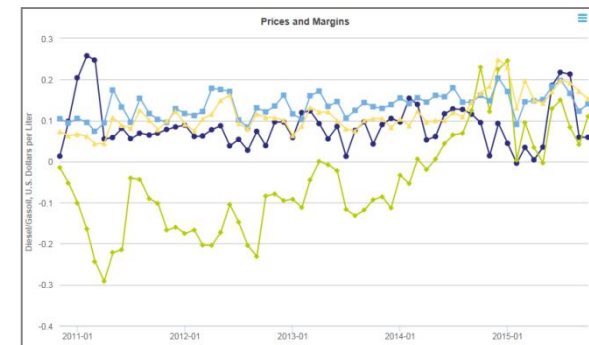
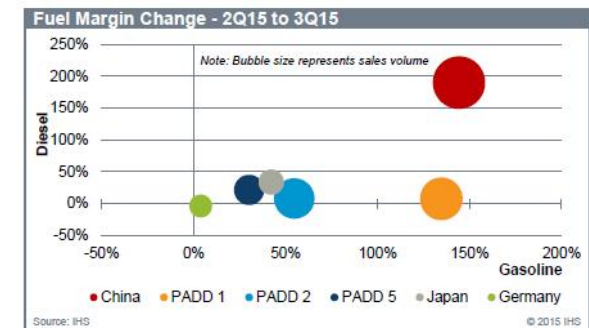
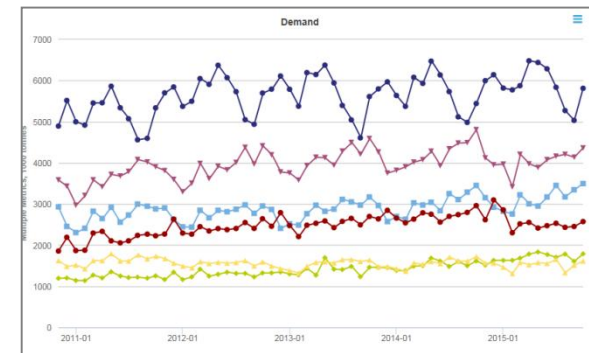
*Entitled based on R&M regional module subscription

Refining & Marketing Fundamentals: Global Retail

In depth analysis of global gasoline & diesel fuel retailing – the key driver in global refined product markets

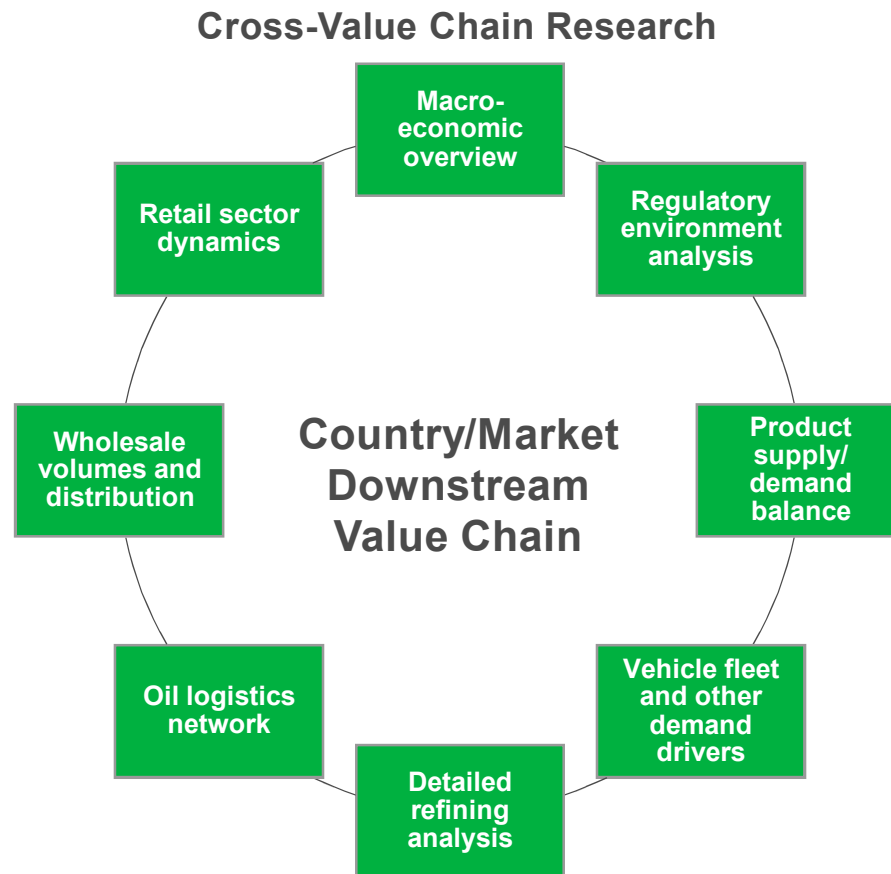
Key fuel retail indicators in over 40 countries, understand & analyze likely impact of changes in prices, demand & legislative frameworks, recognize retail fuel market trends

- **Demand Monitoring:** Monthly data & analysis for gasoline & diesel demand
- **Price and Margin Data:** Monthly data & analysis of retail prices, taxes & margins for gasoline & diesel
- **Quarterly Reports & Regular Strategic Analysis:** Regional overview of trends in both fuel demand & retail margins
- Allows an evaluation of the highly volatile & uncertain retail market
- Enables analysis of the likely impact of changes in legislative frameworks & prices

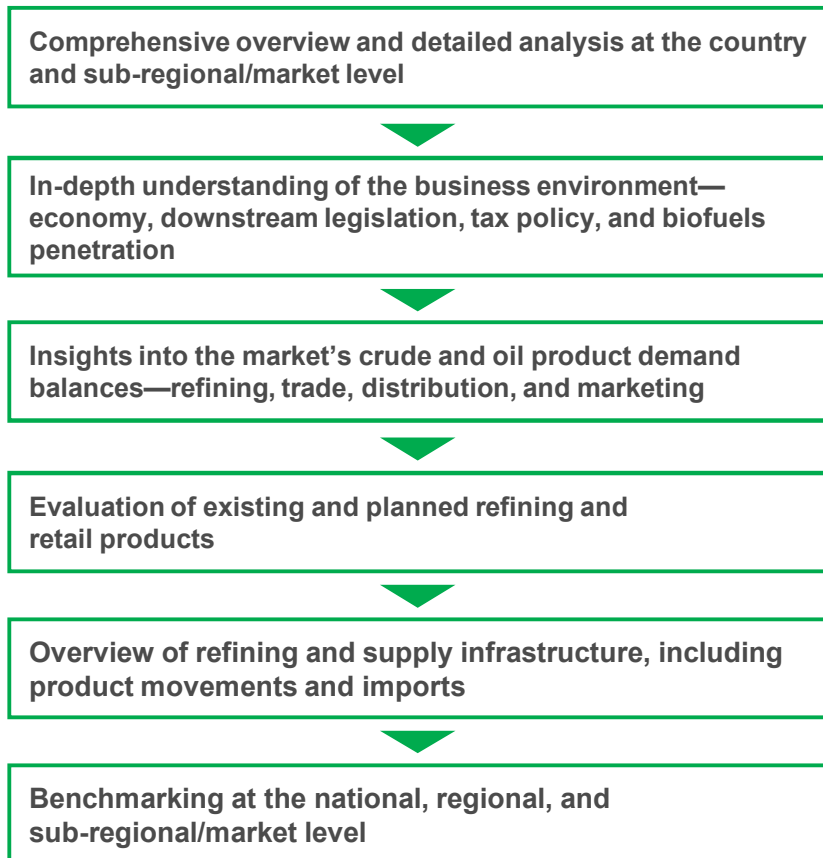


Refining & Marketing Downstream Country Profiles & Data

R&M regional module country profiles provide critical country-level context that rolls up to the Refining & Product Market regional and global view



Regional, Country-Level and Market-Level Analysis



Downstream Country Profile & Data Coverage

| Asia/Middle East Refining & Marketing | | | | | | |
|---------------------------------------|-------------|-----------|-------------|---------|--------------|---------|
| Australia | Japan | India | Indonesia | Israel | Saudi Arabia | Qatar |
| New Zealand | South Korea | Pakistan | Philippines | Jordan | Kuwait | Bahrain |
| Singapore | China | Sri Lanka | Vietnam | Lebanon | UAE | |
| Malaysia | Hong Kong | Cambodia | Laos | Iran | Oman | |
| Taiwan | Myanmar | Thailand | | | | |

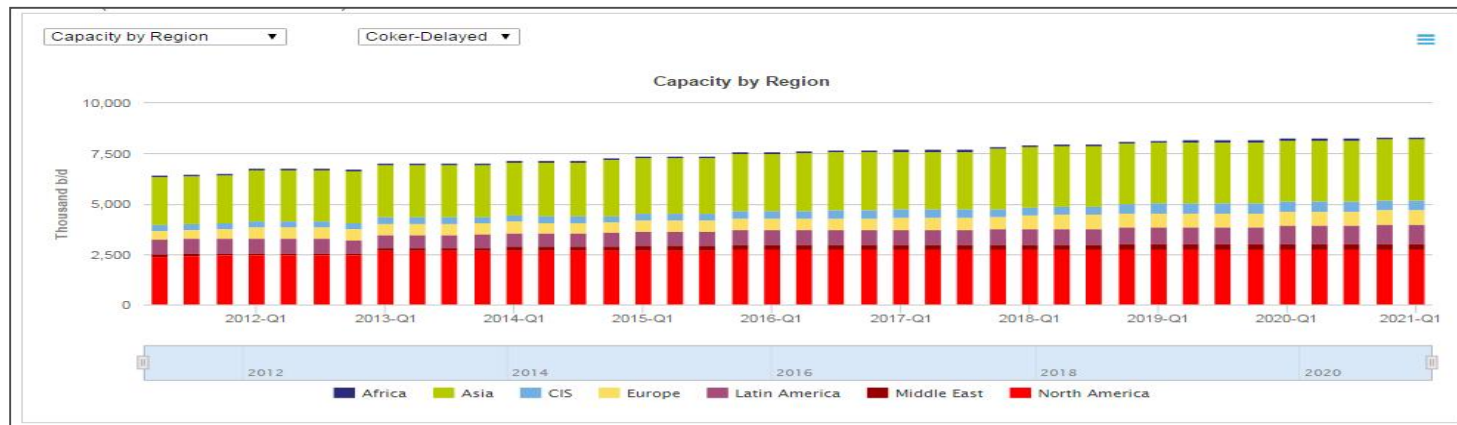
| Europe/CIS Africa Refining & Marketing | | | | | | | | | | | |
|--|-----------|-------------|-------------|------------|--------------|-------------------|----------------|--------------|--------------------|--------------|----------|
| Austria | France | Luxembourg | Slovenia | Russia | Angola | Chad | Gabon | Liberia | Namibia | Sierra Leone | Uganda |
| Belgium | Germany | Netherlands | Spain | Ukraine | Benin | Comoros | Gambia | Madagascar | Niger | Somalia | Zambia |
| Bulgaria | Greece | Norway | Sweden | Kazakhstan | Botswana | Congo-Brazzaville | Ghana | Malawi | Nigeria | South Africa | Zimbabwe |
| Croatia | Hungary | Poland | Switzerland | Belarus | Burundi | Djibouti | Guinea Conakry | Mali | Reunion Isl. | S. Sudan | Algeria |
| Czech R. | Ireland | Portugal | Turkey | Uzbekistan | Burkina-Faso | DR Congo | Guinea Bissau | Mauritania | Rwanda | Sudan | Egypt |
| Denmark | Italy | Romania | UK | | Cameroon | Eq. Guinea | Ivory Coast | Mauritius | S. Tome & Principe | Swaziland | Tunisia |
| Estonia | Latvia | Serbia | | | Cape Verde | Eritrea | Kenya | Mayotte Isl. | Senegal | Tanzania | Morocco |
| Finland | Lithuania | Slovakia | | | Cent. AF Rep | Ethiopia | Lesotho | Mozambique | Seychelles | Togo | |

| Latin America Refining & Marketing | | | |
|------------------------------------|-------------|-------------|-----------------|
| Argentina | Paraguay | Guatemala | Uruguay |
| Dominican R. | Chile | Honduras | Central America |
| Panama | El Salvador | Puerto Rico | Caribbean |
| Brazil | Peru | Costa Rica | Nicaragua |
| Ecuador | Colombia | Mexico | Venezuela |

| North America Refining & Marketing | |
|------------------------------------|--------|
| PADD 1 | PADD 4 |
| PADD 2 | PADD 5 |
| PADD 3 | Canada |

Refining & Marketing: Global Refineries Database

Interactive Refining Capacity & Project Forecasts Database



- Analyze past, present & future capacities by company, including capacity snapshot feature
- Understand how refining portfolios have evolved -- when & how expansions occurred & by what type
- Analyze global major refining company capacity evolution, compare IOCs to NOCs to independents
- Forecasting capability – expected capacity additions & rationalizations by country, data includes all announced projects deemed by IHS to be 50% or more probability
- Data updated quarterly giving analysts latest refining capacity data & outlook
- View by equity ownership (direct & indirect) & operators
- Lists every refining unit in uniform format – easily determine capacity by refining unit by company, unique market intel
- Ability to look at refining assets over multiple time periods, transparent method to determine competitor industry position
- Build and save custom queries, easy export to Excel

*Global Refineries tool is available by region to customers subscribing to R&M regional modules, must subscribe to all R&M modules (R&M Suite) to have access to entire Global Refineries database

Refining & Marketing Service Deliverables

Fundamentals

Asia/Middle East

Europe/CIS/Africa

Latin America

North America

| | Report Deliverables | Frequency | Description | Location on Connect |
|-----------------------------------|--|-----------|---|--|
| Refining & Marketing All Modules | Periodic Reports & Presentation Files | Periodic | Periodic reports offering insight on key refining & marketing (including retail) business trends & critical issues, focusing on long-term implications, posted to Fundamentals and/or regional Refining & Marketing modules as applicable. Includes presentations from IHS Energy meetings, conferences & webinars. | Capability Page: Refining & Marketing Tab: Refining & Marketing Perspectives, Retail, Lubricants, Webinars & Events |
| Refining & Marketing Fundamentals | US EIA Weekly Commentary | Weekly | Analysis of Energy Information Administration (EIA) statistics published weekly, typically on Wednesdays. Contains dashboard of weekly oil market statistics, supplemented with IHS observations & forward looking analysis. | Capability Page: Refining & Marketing Tab: Refining & Marketing Perspectives |
| | Crude Oil Markets Fundamentals (Global) Short-Term Outlook | Monthly | A concise presentation summarizing our latest global crude oil markets messages. Delivered with & supplements Outlook For Global Crude Oil Prices & Refining Margins data file. | Capability Page: Refining & Marketing Tab: Short-Term Outlook |
| | Refinery Rationalization Update | Monthly | Provides the latest update on global refinery status including sales, shut downs & planned shut downs. Refinery status information is gathered from various public sources including news reports & refining company records. | Capability Page: Refining & Marketing Tab: Short-Term Outlook |
| | Refining & Marketing Fundamentals (Global) Long-Term Outlook | Quarterly | Annual global crude oil & refined products price outlooks to 2040, updated quarterly. Presentation offers latest messages & outlooks for long-term prices & margins, including key changes to IHS view from previous quarter. Delivered with & supplements quarterly Refining & Marketing Fundamentals (Global) Long-Term Outlook data file. (Same presentation, Long-Term Price & Margin Outlook delivered with all COM & R&M regional long-term price updates). | Capability Page: Refining & Marketing Tab: Long-Term Outlook |
| | Global Fuel Demand Trend Report | Quarterly | Analysis on global & regional fuel demand trends. | Capability Page: Refining & Marketing Tab: Retail |
| | Global Retail Fuel Price & Margin Trend Report | Quarterly | Analysis on global & regional retail fuel price & margin trends. | Capability Page: Refining & Marketing Tab: Retail |
| | Refining & Marketing Fundamentals (Global) Annual Strategic Workbook (ASW) | Annual | Long-term forecast of the global refining industry & refined product markets, including supply/demand, trade, capacity evolution etc. Delivered with & supplements Refining & Marketing Fundamentals ASW data files. | Capability Page: Refining & Marketing Tab: Long-Term Outlook |
| | Refining & Marketing Fundamentals (Global) Annual Long-Term Outlook Report | Annual | Annual strategic report expanding upon Refining & Marketing Fundamentals Annual Strategic Workbook presentation slides & data file. | Capability Page: Refining & Marketing Tab: Long-Term Outlook |

| | Data Deliverables | Frequency | Description | Location on Connect |
|-----------------------------------|---|-----------|---|--|
| Refining & Marketing Fundamentals | IHS Energy Outlook for Global Crude Oil Prices & Refining Margins | Monthly | Monthly & quarterly global oil prices & refining margins outlook through 2016, updated monthly. Delivered with & supplements Crude Oil Markets Fundamentals (Global) Short-Term Outlook presentation. | Capability Page: Refining & Marketing Tab: Short-Term Outlook Primary Tools/Analytics & Charts: OMD Data Browser, Refining & Products |
| | Refining & Marketing Fundamentals (Global) Long-Term Outlook | Quarterly | Annual global refined product price & refining margins outlook through 2040, updated quarterly. Delivered with & supplements Long-Term Price & Margin Outlook presentation slides. | Capability Page: Refining & Marketing Tab: Long-Term Outlook Primary Tools/Analytics & Charts: OMD Data Browser, Refining & Products |
| | Global Fuel Demand Data Manager | Monthly | Monthly breakdown of gasoline & diesel demand for more than 40 global markets. | Capability Page: Refining & Marketing Tab: Retail Primary Tools/Analytics & Charts: OMD Data Browser, Refining & Products |
| | Global Retail Fuel Price & Margin Data Manager | Monthly | Monthly retail fuel price, margin & tax values for more than 55 markets. | Capability Page: Refining & Marketing Tab: Retail Primary Tools/Analytics & Charts: OMD Data Browser, Refining & Products |
| | Refining & Marketing Fundamentals (Global) Annual Strategic Workbook (ASW) | Annual | Data tables provide a high level summary of crude runs, refined product supply, demand for major products by year out to 2040. These tables also include a summary of refining capacity, projects & expected future investments required to meet expected product demand. Supplement Refining & Marketing Fundamentals ASW presentation slides. | Capability Page: Refining & Marketing Tab: Long-Term Outlook Primary Tools/Analytics & Charts: OMD Data Browser, Refining & Products |
| | Refining & Marketing Annual Strategic Workbook (ASW) Regional Trade (Note: this deliverable entitled only to R&M Fundamentals + at least one regional module subscribers) | Annual | Region & major country trade forecasts for each of the six major refined products to 2040. Delivered with & supplements R&M Fundamentals ASW presentation slides & data file. Entitled only to R&M Fundamentals + at least one regional module subscribers. | Capability Page: Refining & Marketing Tab: Long-Term Outlook Primary Tools/Analytics & Charts: OMD Data Browser, Refining & Products |

| | Report Deliverables | Frequency | Description | Location on Connect |
|---------------------------------------|--|-----------|---|--|
| Asia/Middle East Refining & Marketing | Refining & Marketing Asia/Middle East Short-Term Outlook | Monthly | Presentation offers latest messages & outlooks for short-term prices & margins, including key changes to IHS view from previous month. Delivered with & supplements R&M Asia/Middle East Short-Term Outlook data file. | Capability Page: Refining & Marketing Tab: Short-Term Outlook |
| | China Oil Product Market Monthly Outlook | Monthly | Monthly review & outlook on Chinese refined product sector. Delivered with & supplements China Energy Oil Data Tables. | Capability Page: Refining & Marketing Tab: Short-Term Outlook |
| | Refining & Marketing Asia/Middle East Long-Term Price & Margin Outlook | Quarterly | Presentation offers latest messages & outlooks for long-term prices & margins, including key changes to IHS view from previous quarter. Delivered with & supplements R&M Asia/ME Long-Term Outlook data file. (Same presentation, Long-Term Price & Margin Outlook delivered with all COM & R&M regional long-term price updates). | Capability Page: Refining & Marketing Tab: Long-Term Outlook |
| | Refining & Marketing Asia/Middle East Annual Strategic Workbook (ASW) | Annual | Presentation presents a detailed analysis of the Asia/Middle East refining industry & refined product markets. Delivered with & supplements R&M Asia/ME ASW data file. | Capability Page: Refining & Marketing Tab: Long-Term Outlook |
| | China Energy Provincial Profiles | Periodic | Presentations provide information on the economy, energy demand & supply, key infrastructure, oil & gas, power, coal & the environment for 21 key Chinese provinces. | Capability Page: Refining & Marketing Tab: Downstream Country Profiles |
| | Refining & Marketing Asia/Middle East Downstream Country Profiles | Annual | Detailed profiles on 29 Asia/Middle East countries covering regulatory, political & economic environment, product supply & demand, refining, marketing, logistics & distribution sectors, market outlook, competition & retail strategies & operations by country. Supplement R&M Asia/ME Downstream Data Managers (10 Middle East country profiles come with separate data file for each country). | Capability Page: Refining & Marketing Tab: Downstream Country Profiles |

| | Data Deliverables | Frequency | Description | Location on Connect |
|---------------------------------------|--|-----------|--|---|
| Asia/Middle East Refining & Marketing | Refining & Marketing Asia/Middle East Short-Term Outlook | Monthly | Monthly & quarterly refined products 2 year price outlook updated monthly. Delivered with & supplements R&M Asia/Middle East Short-Term Outlook presentation slides. | Capability Page: Refining & Marketing Tab: Short-Term Outlook Primary Tools/Analytics & Charts: OMD Data Browser, Refining & Products |
| | China Energy Oil Data Tables | Monthly | Detailed monthly historical & forecast data on Chinese refined product demand, crude production, inventories & refining statistics etc. Delivered with & supplements China Oil Product Market Monthly Outlook presentation slides. | Capability Page: Refining & Marketing Tab: Short-Term Outlook |
| | China Oil Price Data Table | Periodic | Lists China retail fuel prices by region & refined product (gasoline & diesel), updated when central government publicly announces price adjustments. | Capability Page: Refining & Marketing Tab: Retail |
| | Refining & Marketing Asia/Middle East Long-Term Oil Price & Refining Margins Outlook | Quarterly | Annual Asia/Middle East refined product price & refining margins outlook to 2040, updated quarterly. Delivered with & supplements Long-Term Price & Margin Outlook presentation slides. | Capability Page: Refining & Marketing Tab: Long-Term Outlook Primary Tools/Analytics & Charts: OMD Data Browser, Refining & Products |
| | Global Refineries Database | Quarterly | Interactive refinery database on IHS Connect includes: - existing refinery location, ownership & capacities by unit - refining project with data for refineries located in Asia/Middle East | Capability Page: Company Strategies & Performance Primary Tools/Analytics & Charts: Global Refineries |
| | Refining & Marketing Asia/Middle East Annual Strategic Workbook (ASW) | Annual | Data tables provide a detailed country-level forecast for Asia/ME of crude runs, refined product supply, demand & trade for major products by year out to 2040. Delivered with & supplements R&M Asia/ME ASW presentation slides. | Capability Page: Refining & Marketing Tab: Long-Term Outlook Primary Tools/Analytics & Charts: OMD Data Browser, Refining & Products |
| | Refining & Marketing Asia/ME Downstream Data Managers | Annual | Cosolidated data sets supporting R&M Asia Downstream Country Profiles including Refining, Supply & Demand, Retail, Economic Environment & Refined Product Specs (Consolidated data sets for 19 Asia countries, 10 Middle East country profiles come with separate data file for each country). | Capability Page: Refining & Marketing Tab: Refining & Marketing Indicators Primary Tools/Analytics & Charts: Global Refineries |

| | Report Deliverables | Frequency | Description | Location on Connect |
|--|---|-----------|--|---|
| Europe/CIS/ Africa Refining & Marketing | Refining & Marketing Europe/CIS/Africa Short-Term Outlook | Monthly | Presentation offers latest messages & outlooks for short-term prices & margins, including key changes to IHS view from previous month. Delivered with & supplements R&M Eur/CIS/Afr Short-Term Outlook data file. | Capability Page: Refining & Marketing Tab: Short-Term Outlook |
| | CIS Downstream Snapshot | Monthly | Concise monthly review & analysis of CIS downstream sector. | Capability Page: Refining & Marketing Tab: Refining & Marketing Indicators |
| | Refining & Marketing Europe/CIS/Africa Long-Term Price & Margin Outlook | Quarterly | Presentation offers latest messages & outlooks for long-term prices & margins, including key changes to IHS view from previous quarter. Delivered with & supplements R&M Eur/CIS/Afr Long-Term Outlook data file. (Same presentation, Long-Term Price & Margin Outlook delivered with all COM & R&M regional long-term price updates). | Capability Page: Refining & Marketing Tab: Long-Term Outlook |
| | Refining & Marketing CIS Quarterly Trend Report | Quarterly | Review & analysis of CIS refined product demand, refining throughput & margins. Delivered with & supplements CIS QTR Extract data file. | Capability Page: Refining & Marketing Tab: Short-Term Outlook |
| | Refining & Marketing Europe/CIS/Africa Annual Strategic Workbook | Annual | Presentation presents a detailed analysis of the Europe/CIS/Africa refining industry & refined product markets. Delivered with & supplements R&M Eur/CIS/Afr ASW data file. | Capability Page: Refining & Marketing Tab: Long-Term Outlook |
| | Refining & Marketing Eur/CIS/Africa Downstream Country Profiles | Annual | Detailed profiles on 90 Europe/CIS/Africa countries covering regulatory, political & economic environment, product supply & demand, refining, marketing, logistics & distribution sectors, market outlook, competition & retail strategies & operations by country. Supplement R&M Europe & CIS Downstream Data Managers (55 Africa country profiles come with separate data file for each country). | Capability Page: Refining & Marketing Tab: Downstream Country Profiles |

| | Data Deliverables | Frequency | Description | Location on Connect |
|--|---|-----------|--|--|
| Europe/CIS/ Africa Refining & Marketing | Refining & Marketing Europe/CIS/Africa Short-Term Outlook | Monthly | Monthly & quarterly refined products 2 year price outlook updated monthly. Delivered with & supplements R&M Eur/CIS/Afr Short-Term Outlook presentation slides. | Capability Page: Refining & Marketing Tab: Short-Term Outlook Primary Tools/Analytics & Charts: OMD Data Browser, Refining & Products |
| | Refining & Marketing Europe/CIS/Africa Long-Term Oil Price & Refining Margins Outlook | Quarterly | Annual Europe/CIS/Africa refined product price & refining margins outlook to 2040, updated quarterly. Delivered with & supplements Long-Term Price & Margin Outlook presentation slides. | Capability Page: Refining & Marketing Tab: Long-Term Outlook Primary Tools/Analytics & Charts: OMD Data Browser, Refining & Products |
| | Global Refineries Database | Quarterly | Interactive refinery database on IHS Connect includes: - existing refinery location, ownership & capacities by unit - refining project with data for refineries located in Europe/CIS/Africa | Capability Page: Company Strategies & Performance Primary Tools/Analytics & Charts: Global Refineries |
| | CIS Quarterly Trend Report (QTR) Extract | Quarterly | CIS demand, refining utilization & throughput data. Delivered with & supplements CIS Quarterly Trend Report presentation slides. | Capability Page: Refining & Marketing Tab: Short-Term Outlook |
| | Refining & Marketing Europe/CIS/Africa Annual Strategic Workbook | Annual | Data tables provide a detailed country-level forecast of crude runs, refined product supply, demand & trade for major products by year out to 2040. Delivered with & supplements R&M Eur/CIS/Afr ASW presentation slides. | Capability Page: Refining & Marketing Tab: Long-Term Outlook Primary Tools/Analytics & Charts: OMD Data Browser, Refining & Products |
| | Refining & Marketing Europe & CIS Downstream Data Managers | Annual | Cosolidated data sets supporting R&M Europe & CIS Downstream Country Profiles including Refining, Supply & Demand (Europe only), Retail ((Europe only), Economic Environment, Prices & Margins (Europe only), & Refined Product Specs (CIS only) (Consolidated data sets for 35 Europe & CIS countries, 55 Africa country profiles come with separate data file for each country). | Capability Page: Refining & Marketing Tab: Refining & Marketing Indicators Primary Tools/Analytics & Charts: Global Refineries |

| | Report Deliverables | Frequency | Description | Location on Connect |
|------------------------------------|--|-----------|--|--|
| Latin America Refining & Marketing | Refining & Marketing Latin America Quarterly Trend Report | Quarterly | Review & analysis of Latin America refined product demand, refining throughput & margins. Delivered with & supplements R&M Latin America Quarterly Trend Report data file. | Capability Page: Refining & Marketing Tab: Short-Term Outlook |
| | Refining & Marketing Latin America Annual Strategic Workbook (ASW) | Annual | Presentation offers a detailed analysis of the Latin America (including Mexico) refining industry & refined product markets. Delivered with & supplements R&M Latin America ASW data file. | Capability Page: Refining & Marketing Tab: Long-Term Outlook |
| | Refining & Marketing Latin America Downstream Country Profiles | Annual | Detailed profiles on 18 Latin America countries covering regulatory, political & economic environment, product supply & demand, refining, marketing, logistics & distribution sectors, market outlook, competition & retail strategies & operations by country. Supplement R&M Latin America Downstream Data Managers. | Capability Page: Refining & Marketing Tab: Downstream Country Profiles |

| | Data Deliverables | Frequency | Description | Location on Connect |
|------------------------------------|--|-----------|---|--|
| Latin America Refining & Marketing | Refining & Marketing Latin America Quarterly Trend Report | Quarterly | Latin American gasoline & diesel demand, refining utilization & margins data. Delivered with & supplements R&M Latin America Quarterly Trend Report presentation slides. | Capability Page: Refining & Marketing Tab: Short-Term Outlook |
| | Global Refineries Database | Quarterly | Interactive refinery database on IHS Connect includes: - existing refinery location, ownership & capacities by unit - refining project with data for refineries located in Latin America | Capability Page: Company Strategies & Performance Primary Tools/Analytics & Charts: Global Refineries |
| | Refining & Marketing Latin America Annual Strategic Workbook (ASW) | Annual | Data tables provide detailed country-level forecasts of crude runs, refined product supply, demand & trade for major products by year out to 2040. Delivered with & supplements Refining & Marketing ASW presentation slides. | Capability Page: Refining & Marketing Tab: Long-Term Outlook Primary Tools/Analytics & Charts: OMD Data Browser, Refining & Products |
| | R&M Latin America Downstream Data Managers | Annual | Cosolidated data sets supporting R&M Latin America Downstream Country Profiles including Refining, Supply & Demand, Retail, Economic Environment. | Capability Page: Refining & Marketing Tab: Refining & Marketing Indicators Tools/Analytics & Charts: Global Refineries |

| | Report Deliverables | Frequency | Description | Location on Connect |
|------------------------------------|---|-----------|--|--|
| North America Refining & Marketing | North America Crude Oil Markets Crude Price Differentials Tracker | Weekly | A short data-rich market report every Monday to provide clients with a frame of reference for the changes in these spreads, along with a short analysis explaining both current and future changes in these price relationships, based on refinery maintenance, expanded pipeline or rail capacity, as well as production growth. | Capability Page: Refining & Marketing Tab: Refining & Marketing Indicators |
| | Refining & Marketing North America Short-Term Outlook | Monthly | Presentation offers latest messages & outlooks for short-term prices & margins, including key changes to IHS view from previous month. Delivered with & supplements by US R&M Short-Term Outlook & Canada R&M Short-Term Outlook data files. | Capability Page: Refining & Marketing Tab: Short-Term Outlook |
| | Refining & Marketing North America Long-Term Price & Margin Outlook | Quarterly | Presentation offers latest messages & outlooks for long-term prices & margins, including key changes to IHS view from previous quarter. Delivered with & supplements R&M North America Long-Term Outlook data file. (Same presentation, Long-Term Price & Margin Outlook delivered with all COM & R&M regional long-term price updates). | Capability Page: Refining & Marketing Tab: Long-Term Outlook |
| | Refining & Marketing North America Quarterly Trend Report | Quarterly | Review & analysis of North American refined product demand, refining throughput & margins. Delivered with & supplements R&M North America Quarterly Trend Report data file. | Capability Page: Refining & Marketing Tab: Short-Term Outlook |
| | Refining & Marketing North America Annual Strategic Workbook (ASW) | Annual | Presentation presents a detailed analysis of the North American (U.S. & Canada) refining industry & refined product markets. Delivered with & supplements R&M North America ASW data file. | Capability Page: Refining & Marketing Tab: Long-Term Outlook |
| | Refining & Marketing North America Downstream Country Profiles | Annual | Detailed profiles on 5 US PADDs & Canada covering regulatory, political & economic environment, product supply & demand, refining, marketing, logistics & distribution sectors, market outlook, competition & retail strategies & operations by country. Supplement R&M North America Downstream Data Managers. | Capability Page: Refining & Marketing Tab: Downstream Country Profiles |

| | Data Deliverables | Frequency | Description | Location on Connect |
|------------------------------------|---|-----------|---|---|
| North America Refining & Marketing | US Refining & Marketing Short-Term Outlook | Monthly | Monthly & quarterly US refined products 2 year price outlook & other key refining sector data updated monthly. Delivered with & supplements R&M North America Short-Term Outlook presentation slides. | Capability Page: Refining & Marketing Tab: Short-Term Outlook Primary Tools/Analytics & Charts: OMD Data Browser, Refining & Products |
| | Canada Refining & Marketing Short-Term Outlook | Monthly | Monthly & quarterly Canada refined products 2 year price outlook & other key refining sector data updated monthly. Delivered with & supplements R&M North America Short-Term Outlook presentation slides. | Capability Page: Refining & Marketing Tab: Short-Term Outlook Primary Tools/Analytics & Charts: OMD Data Browser, Refining & Products |
| | Refining & Marketing North America Long-Term Oil Price & Refining Margins Outlook | Quarterly | Annual North America refined product price & refining margins outlook to 2040, updated quarterly. Delivered with & supplements Long-Term Price & Margin Outlook presentation slides. | Capability Page: Refining & Marketing Tab: Long-Term Outlook Primary Tools/Analytics & Charts: OMD Data Browser, Refining & Products |
| | Refining & Marketing North America Quarterly Trend Report | Quarterly | North American gasoline & diesel demand, refining utilization & margins data. Delivered with & supplements R&M North America Quarterly Trend Report presentation slides. | Capability Page: Refining & Marketing Tab: Short-Term Outlook |
| | Global Refineries Database | Quarterly | Interactive refinery database on IHS Connect includes: - existing refinery location, ownership & capacities by unit - refining project with data for refineries located in North America | Capability Page: Company Strategies & Performance Primary Tools/Analytics & Charts: Global Refineries |
| | Refining & Marketing North America Annual Strategic Workbook (ASW) | Annual | Data tables provide a high level summary of crude runs, refined product supply, demand & trade for major products by year out to 2040. These tables also include a summary of refining capacity, projects & expected future investments required to meet expected product demand. Delivered with & supplements R&M North America ASW presentation slides. | Capability Page: Refining & Marketing Tab: Long-Term Outlook Primary Tools/Analytics & Charts: OMD Data Browser, Refining & Products |
| | Refining & Marketing Downstream Data Managers | Annual | Cosolidated data sets supporting R&M North America Downstream Country Profiles including Refining, Supply & Demand, Retail, Economic Environment. | Capability Page: Refining & Marketing Tab: Refining & Marketing Indicators Primary Tools/Analytics & Charts: Global Refineries |